

DUNA

tervezett 0,80 m ny. csöberész.

+600

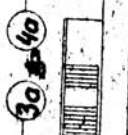
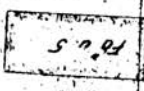
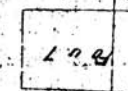
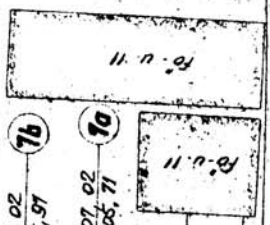
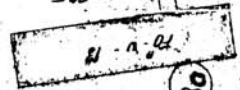
tervezett 0,80 m ny. csöberész.

meglévő 0,60 m ny. csöberész.

+500

részos falypálya lerakás  
1. az 5 sz. lerakás

tervezett 0,80 m ny. csöberész.



Hűtőkamara

betonpályába kerülő 6 tr. lerakás

3  
4  
5  
6  
7  
8  
9  
10  
11

+611

+580

+523,5

+511,5

+483,5

+445

90

80

7b

7a

6a

6b

5b

5a

4a

3a

3b

3

4

5

6

7

8

9

10

11

106,94  
104,90

106,98  
105,88

107,02  
105,97

107,02  
105,71

106,40  
105,09

107,03  
105,07

106,63  
105,32

107,07  
104,85

107,11  
105,80

105,27  
104,87

104,67  
104,37

106,98  
105,74  
105,15

107,03  
104,98

107,36

107,07  
104,00

107,11  
105,38  
105,00

103,30

103,00

103,00

103,00

103,00

103,00

103,00

103,00

103,00

103,00

103,00

103,00

103,00

103,00

103,00

103,00

103,00

103,00

103,00

103,00

103,00

103,00

103,00

103,00

103,00

103,00

103,00

103,00

103,00

103,00

103,00

103,00

103,00

103,00

103,00

103,00

103,00

103,00

103,00

103,00

103,00

103,00

103,00

103,00

103,00

103,00

103,00

103,00

103,00

103,00

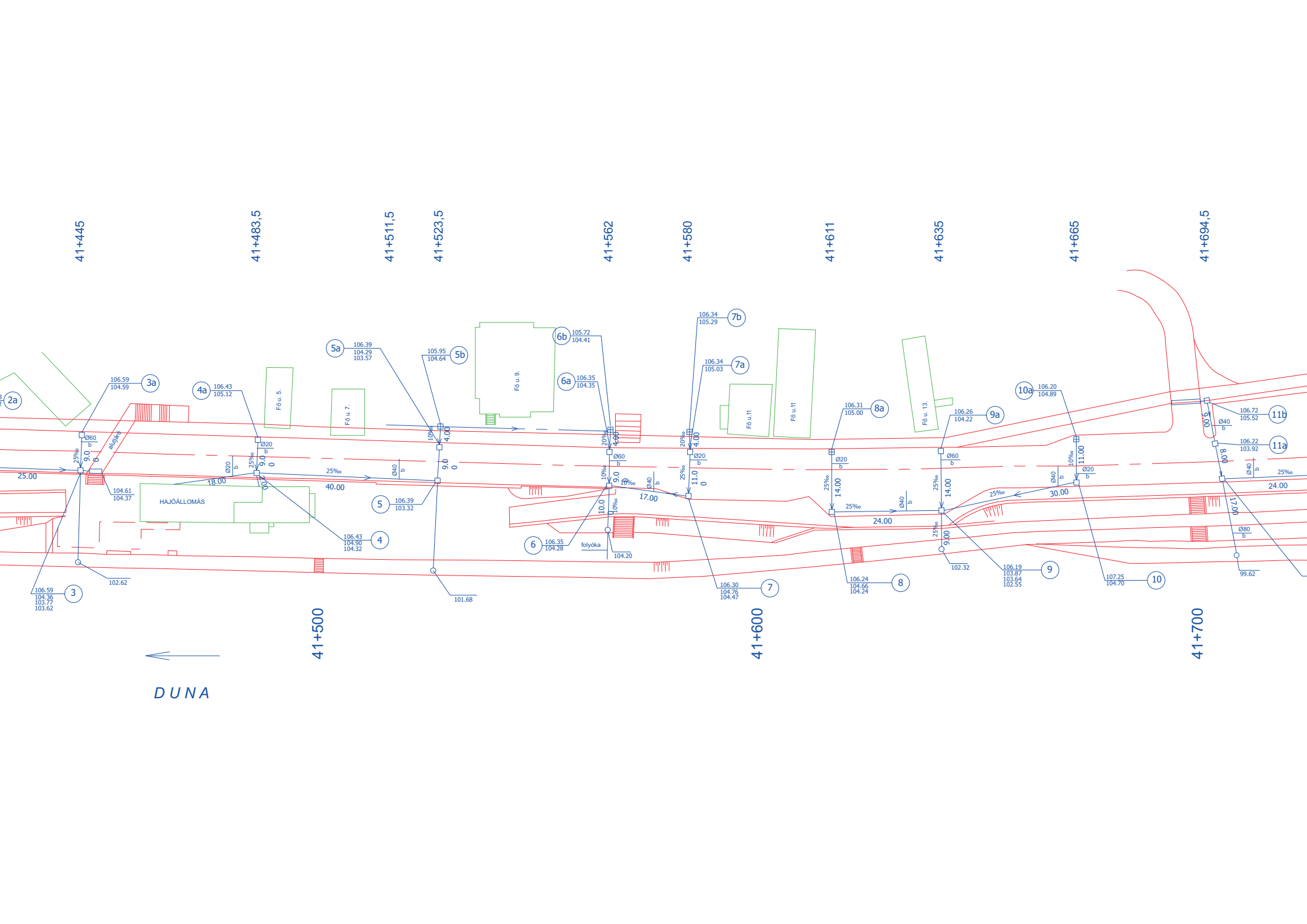
103,00

103,00

103,00







41+445

41+483,5

41+511,5

41+523,5

41+562

41+580

41+611

41+635

41+665

41+694,5

41+500

41+600

41+700

DUNA

